

A.O. Smith® Water Heater Age

The date of production/manufacture or age of A.O. Smith brand Water Heater equipment can be determined from the serial number located on the rating data plate.

Example serial number styles/formats found:

- ✓ Style 1-a: 1210A002243
- ✓ Style 1-b: S1318 F000046
- ✓ Style 1-c: 1836111786352
- ✓ Style 2: AF04A093001
- ✓ Style 3: GG03-1495366-S29
- ✓ Style 4: E07A135491

Legend: Year is RED; Month is GREEN; Week is BLUE

A.O. Smith® Data Tag

**Style 1
Data Plate**

Sample Serial
1210A002243
S1318 F000046
1836111786352

The Date of Manufacture is represented in the 1st four numerical digits of the serial number and represent the year and week of production.

12	10	A002243
Year	Week	

S1	31	8 F000046
Year	Week	

18	36	111786352
Year	Week	

Bradford White® Water Heater Age

How to determine the date of production/manufacture or age of Bradford White® Water Heater Systems.

Water heaters in general have an average estimated useful service life of 10-12 years, though water quality, routine upkeep/maintenance, and location of the water heater will all play critical roles in the longevity of these systems.

Parent Company: Bradford White Corporation

Subsidiaries: Bradford White Water Heaters, LAARS Heating Systems Company, Niles Steel Tank (NST), Bradford White Canada

The date of production/manufacture or age of Bradford White brand Water Heater equipment can be determined from the *nine or ten* character serial number located on the rating data plate. The serial number begins with two (2) letters followed by a sequential production number (seven digits in length before December 2007, and eight digits in length thereafter).

Example serial number styles/formats found:

- **Style 1:** **DG6322957**
- **Style 2:** **OA8226825** (*Unique computer error serial number beginning with the letter "O"*).

Legend: Year is **RED**; Month is **GREEN**; Week is **BLUE**

Style 1: **DG6322957**

Year of manufacture can be determined by using the **1st letter of the serial number (see table)**

Month of manufacture can be determined by using the **2nd letter of the serial number (see table)**

Bradford White® Water Heater Age

STYLE 1

The date of manufacture is coded in the 1st two digits of the serial number and represent the year and month of production. Bradford White® uses a 20 year rotating letter designation for the year. (i.e. J=1992/2012).

DG6322957

Year Month

The remainder of the serial number is a sequential number

A = 1984 or 2004
B = 1985 or 2005
C = 1986 or 2006
D = 1987 or 2007
E = 1988 or 2008
F = 1989 or 2009
G = 1990 or 2010
H = 1991 or 2011
J = 1992 or 2012
K = 1993 or 2013

L = 1994 or 2014
M = 1995 or 2015
N = 1996 or 2016
P = 1997 or 2017
S = 1998 or 2018
T = 1999 or 2019
W = 2000 or 2020
X = 2001 or 2021
Y = 2002 or 2022
Z = 2003 or 2023

A=January G=July
B=February H=August
C=March J=September
D=April K=October
E=May L=November
F=June M=December

For the year column, Bradford White did not use the letters I, O, Q, R, U or V. However, due to a computer error there were some OA serial numbers issued in January 1997 only.

Bradford White® utilizes a rotating 20 year letter cycle to encode the year. (e.g., the letter "M" represents both 1995 and 2015 year of manufacture).

Production Year Codes:

- A= 1984 or 2004 or 2024
- B= 1985 or 2005 or 2025
- C= 1986 or 2006 or 2026
- D= 1987 or 2007
- E= 1988 or 2008
- F= 1989 or 2009
- G= 1990 or 2010
- H= 1991 or 2011
- J= 1992 or 2012
- K= 1993 or 2013

Production Month Codes:

- A= January
- B= February
- C= March
- D= April
- E= May
- F= June

Production Year Codes:

- L= 1994 or 2014
- M= 1995 or 2015
- N= 1996 or 2016
- P= 1997 or 2017
- S= 1998 or 2018
- T= 1999 or 2019
- W= 2000 or 2020
- X= 2001 or 2021
- Y= 2002 or 2022
- Z= 2003 or 2023

Production Month Codes:

- G= July
- H= August
- J= September
- K= October
- L= November
- M= December

It is common to encounter a Bradford White® water heater that may be difficult to determine which specific 20 year designation the letter code represents. *In order to accurately determine which 20 year cycle the letter may represent, one must also look at other determining factors.*

The **ANSI standards compliance date is the most common key indicator** to assist with this determination (see our sample style 1 photo below).

In the photo example below, the first letter "D" in the serial number can represent both @ 1987 and 2007.

The ANSI compliance date on the data tag indicates compliance with **ANSI Z21.10.1a-1985**, where 1985 is the year revision for ANSI Z21.10.1a% compliance standard.

Sponsored Links

This code is typically revised every 6-8 years, which indicates two common sense considerations...

- ✓ 1. This water heater cannot have been manufactured prior to 1985.
- ✓ 2. This water heater is more likely to have been manufactured in 1987 (within 6-8 years of 1985 code revision) as opposed to 2007.

In absence of the listed ANSI year revision, one must rely on other factors or clues including but not limited to:

- ✓ physical appearance,
- ✓ dates on the building or health department (authority having jurisdiction AHJ) inspection tag or sticker,
- ✓ service tags (if present),
- ✓ age of the structure it is installed in,
- ✓ and simple common sense.

If all else fails, contact Bradford White with the model and serial number (including "dash number") for assistance.

Bradford White® Data Tag

Style 1 Data Plate

Sample Serial

DG6322957

MODEL NO.		SERIAL NO.	
M-I-40T5LN-6		DG6322957	
CAPACITY	INPUT	EQUIPPED FOR	
40	34000	NATURAL	
U.S. GAL.	B.T.U./HR.	GAS ONLY	
TEST PRESS. P.S.I.	MAXIMUM WORKING PRESS P.S.I.	MANIFOLD PRESS. IN W.C.	
300	150	4.0	
MFD. FOR: BRADFORD-WHITE WATER HEATERS, INC. 24TH & ELLSWORTH STS. PHILADELPHIA, PA 19146 ANSI Z21.10.1a-1985 AUTOMATIC STORAGE WATER HEATER <small>GIVE COMPLETE DATA ON ALL CORRESPONDENCE 238-17175-03 P</small>			

Style 2: OA8226825

Due to a computer @ error there were some Bradford-White® Serial Numbers that began with the letter "O" which were mistakenly released into the market.

("O" as well as I, Q, R, U, & V were otherwise not used as part of their serial number nomenclature system.) .

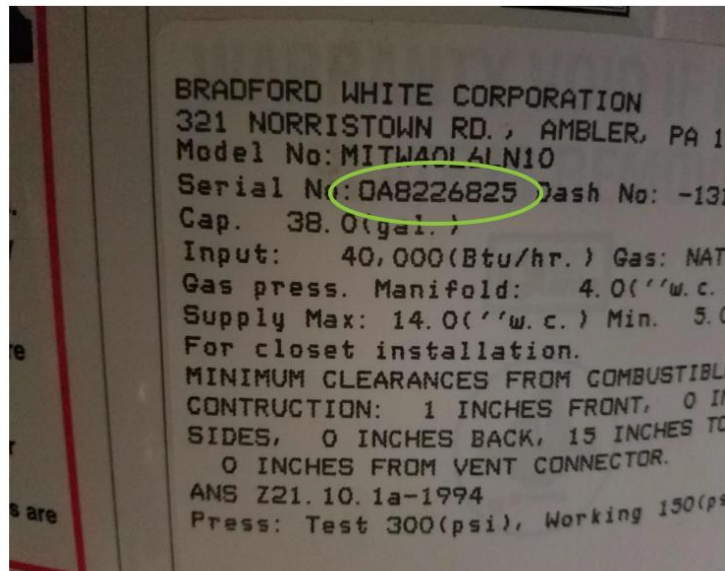
These units were manufactured only in January, 1997. Should you encounter one of these rare unicorns....

Bradford White® Data Tag

Unicorns

Sample Serial

OA8226825



Giant® Water Heater Age

The date of production/manufacture or age of Giant® Water Heater(s) can NOT be determined from the serial number.

Serial number styles/formats found are:

✓ Style 1: A2525439 with date stamp

Giant does not integrate the date of production in the serial number.
See the production date on the data plate.

Style 1: GIANT[®] Water Heater

Sample Serial #: A2525439

Manufactured by Giant Factories, Inc.[®]



GSW[®] Water Heater Age

The date of production/manufacture or age of GSW[®] Water Heater(s) can be determined from the serial number.

Serial number styles/formats found are:

- ✓ Style 1: 0331263882 (may have letter prefix such as "S")
- ✓ Style 2: U1117 F700633

GSW® Data Tag

**Style 1
Data Plate**

Sample Serial
0331263882

*The Date of Manufacture is represented in the 1st four numerical digits
of the serial number and represent the year and week of production.*

0331	263882
Year	Week

GSW® Data Tag

Style 2
Data Plate

Sample Serial

U1117 F700633

The Date of Manufacture is represented in the 1st four numerical digits of the serial number and represent the year and week of production.

U1117 F700633

Year	Week
------	------

John Wood® Water Heater Age

The date of production/manufacture or age of John Wood® Water Heater(s) can be determined from the serial number.

Serial number styles/formats found are:

- ✓ *Style 1 (before 2008): U0106413635*
- ✓ *Style 2 (after 2008): U0928413635*
- ✓ *Style 3 (old style): 137945-7503*
- ✓ *Style 4 (used between styles 1 & 3): 8711-127684*

Style 1: U0106413635

John Wood serial numbers contain a lot of information, including when the heater was manufactured. This can be determined by looking at the first four

numbers, ignoring any letter that may start the serial number. Similar to style 2 below with exception that month was used rather than week.

The first two numbers represent the year the water heater was built.

If your heater was built before 2008, the next two numbers represent the month.

If your heater was built after 2008, the next two numbers represent the week.

For Example

Serial number: U0106413635

This heater was manufactured in June 2001

Style 2: U0928413635

John Wood serial numbers contain a lot of information, including when the heater was manufactured. This can be determined by looking at the first four numbers, ignoring any letter that may start the serial number. Similar to style 1 above, with exception that week was used rather than month of manufacture.

The first two numbers represent the year the water heater was built.

If your heater was built before 2008, the next two numbers represent the month.

If your heater was built after 2008, the next two numbers represent the week.

For Example

Serial number: U0928413635

This heater was manufactured in the 28th week (July), 2009.

Style 3: 137945-7503

This is an older John Wood serial number style (prior to 2006 A.O. Smith acquisition of GSW and John Wood brands). The manufacture date can be

determined by looking at the *last four numbers after the hyphen* in the serial number.

The first set of these numbers (after hyphen) represent the year the water heater was built.

The next (last) two numbers (after hyphen) represent the month.

For Example

Serial number: 137945-7503

This heater was manufactured in the 3rd month (March), 1975.

Style 4: **8711-127684**

This is an older John Wood serial number style (prior to 2006 A.O. Smith acquisition of GSW and John Wood brands and possibly used between styles 1 and 3). The manufacture date can be determined by looking at the *first four numbers before the hyphen* in the serial number.

The first two numbers (before hyphen) represent the year the water heater was built.

The next (last) two numbers (before hyphen) represent the month.

For Example

Serial number: 8711-127684

This heater was manufactured in the 11th month (November), 1987.

Navien® Water Heater Age

How to determine the date of production/manufacture or age of **Navien®** brand Water Heater and Boiler Systems.

Water heaters in general have an average estimated useful service life of 10-12 years, though water quality, routine upkeep/maintenance, and location of the water heater will all play critical roles in the longevity of these systems.

Parent Company: Kyung Dong Navien Company (KD Navien), Imported by Navien America Inc.

Subsidiaries: None known

Navien, Inc. has become one of the fastest growing companies in the home comfort sector in North America and is now a leader in condensing technology, providing condensing tankless water heaters, combi-boilers, and boilers.

The date of production/manufacture or age of Navien brand Water Heater and boiler equipment can be determined from the serial number located on the unit ID data sticker(s).

The production date is typically a collective grouping of digits within the serial number consisting of between 5 and 8 digits representing year, month, and day of production.

Example serial number styles/formats found:

- ✓ **Style 1:** 9545J1152752044
- ✓ **Style 2:** 7414C14X1771143
- ✓ **Style 3:** 9262-20081208-1027
- ✓ **Style 4:** 9010-2008-114-1014

•

Legend: Year is RED; Month is GREEN; Week is BLUE; Day is ORANGE

→Style 1: 9545J1152752044

Year of manufacture can be determined by using the **6th & 7th positions of the serial number**

Month of manufacture can be determined by using the **8th position of the serial number** with letters X, Y, Z, representing months 10-12 respectively

Day of the month immediately follows the month position of the serial number

→Style 2: 7414C14X1771143

Year of manufacture can be determined by using the **6th & 7th positions of the serial number**

Month of manufacture can be determined by using the **8th position of the serial number** with letters X, Y, Z, representing months 10-12 respectively

Day of the month immediately follows the month position of the serial number

→**Style 3: 9262-20081208-1027**

Year of manufacture can be determined by using the **5th thru 8th positions of the serial number**

→**Style 4: 9010-2008-114-1014**

Year of manufacture can be determined by using the **5th thru 8th positions of the serial number**

Rheem® Water Heater Age

How to determine the date of production/manufacture or age of **Rheem®** Water Heater Systems.

Water heaters in general have an average estimated useful service life of 10-12 years, though water quality, routine upkeep/maintenance, and location of the water heater will all play critical roles in the longevity of these systems.

Parent Company: Independent subsidiary of Paloma Industries

Subsidiaries or Sister Brands: Richmond | Ruud | Paloma | Solahart | Splendid | GE | Raypak | Heat Transfer Products Group (HTPG)

The date of production/manufacture or age of Rheem® Water Heater equipment can be determined from the serial number located on the rating data plate. Example serial number styles/formats found:

- ✓ **Style 1: R 0884B10488** (Serial Number may begin with other prefix - i.e. R; RN; RNG; RHNG; etc.)
- ✓ **Style 2: RHLN 0106534307** (Serial Number may begin with other prefix - i.e. R; RN; RNG; RHLN; etc.)
- ✓ **Style 3: A141511869**

- ✓ **Style 4:** D11**14**A441408265A
- ✓ **Style 5:** RHNG **0804**P000036 (Serial Number begins with a prefix - i.e. R; RN; RNG; RHNG; etc.)
- ✓ **Style 6:** **05.05**-000021 (Tankless Water Heater)
- ✓ **Style 7:** RHUN M**1814**01735 (Serial Number may begin with a prefix - i.e. R; RN; RNG; RHNG; etc.)

Legend: Year is **RED**; Month is **GREEN**; Week is **BLUE**

—Style 1: R **0804**B10488

CAUTION: Prefix can be R; RH; RHLN; RHNG; RU; etc.

Year of manufacture can be determined by using the **3rd & 4th digits of the serial number (after letter prefixes)**

Month of manufacture can be determined by using the **1st & 2nd digits of the serial number (after letter prefixes)**

Rheem® Water Heater Age

STYLE 1

The date of manufacture is coded in the 1st thru 4th digits of the serial number and represent the week and year of production.

R

Prefix:

Other Prefix Examples:
RN – RH – RNG – RU –
RHLN – RHNG – etc.

0884B10488

Month

Year

Plant Line Code

Consecutive Serial Number

10 Digit Serial Number

Quick Tip

The serial number identification on most Rheem water heating product rating labels contain ten (10) digits. Serial numbers contain a prefix (such as R on the tag to the right) which are not part of the (10) digit identification number. Newer models may also have a MFG DATE on the rating tag.



→Style 2: RHLN 0106534307

CAUTION: Prefix can be R; RH; RHLN; RHNG; RU; etc.

Year of manufacture can be determined by using the 3rd & 4th digits of the serial number (after letter prefixes)

Month of manufacture can be determined by using the 1st & 2nd digits of the serial number (after letter prefixes)

NOTE: The specific manufacture date is often included on the data rating plate with the serial number and model number.

Rheem® Water Heater Age

STYLE 2

The date of manufacture is coded in the 1st thru 4th digits of the serial number and represent the month and year of production.



Quick Tip:

This style is similar to Style 1 (above). The difference being that this style does not include the plant location. The serial number identification on most Rheem water heating product rating labels contain ten (10) digits. Serial numbers contain a prefix (such as RHLN on the tag to the right) which are not part of the (10) digit identification number. This data tag also supports a **MFG. DATE.**



→Style 3: A141511869

Year of manufacture can be determined by using the 3rd & 4th digits of the serial number (after letter prefix)

Week of manufacture can be determined by using the 1st & 2nd digits of the serial number (after letter prefix)

NOTE: The specific manufacture date is often included on the data rating plate with the serial number and model number.

Rheem® Water Heater Age

STYLE 3



→Style 4: **D1114A441408265A**

Year of manufacture can be determined by using the 3rd & 4th **digits of the serial number (after letter prefix)**

Month of manufacture can be determined by using the 1st & 2nd **digits of the serial number (after letter prefix)**

NOTE: The specific manufacture date is often included on the data rating plate with the serial number and model number.

Rheem® Water Heater Age

STYLE 4

The date of manufacture is coded in the 2nd thru 5th digits of the serial number and represent the week and year of production.

D1114A441408265A

Plant Line Code Month Year Factory Coding



Quick Tip

This serial number is from a Rheem Ruud brand Commercial Storage/Booster Water Heater. This is an exception to the 10 digit serial number length mentioned in Styles 1 & 2 above. Note that the Manufactures Serial # "140789" is different from the Units Serial # D1114A441408265A. Both give the Year of Manufacture. See exploded views in the next slide.

→Style 5: RHNG 0804P000036

CAUTION: Prefix can be R; RH; RHLN; RHNG; RU; etc.


Year of manufacture can be determined by using the 3rd & 4th digits of the serial number (after letter prefixes)

Month of manufacture can be determined by using the 1st & 2nd digits of the serial number (after letter prefixes)

Rheem® Water Heater Age

STYLE 5

The date of manufacture is coded in the 1st thru 4th digits of the serial number and represent the week and year of production.



Quick Tip

This serial number is similar to Style 1 above. Serial numbers contain a series of prefix letters (such as RHNG shown on the tag to the right) which are not part of the serial number.



→Style 6: 05.05-000021

Year of manufacture can be determined by using the 1st & 2nd digits of the serial number

Month of manufacture can be determined by using the 3rd & 4th digits of the serial number

Rheem® Water Heater Age

STYLE 6

The date of manufacture is coded in the 1st thru 4th digits of the serial number and represent the year and month of production.



→Style 7: RHUN M181401735

CAUTION: Prefix can be R; RH; RHLN; RHNG; RU; etc.

CAUTION: This style also includes an additional letter prefix for factory code.

Year of manufacture can be determined by using the 3rd & 4th digits of the serial number (after letter prefixes)

Week of manufacture can be determined by using the 1st & 2nd digits of the serial number (after letter prefixes)

NOTE: The specific manufacture date is often included on the data rating plate with the serial number and model number.

Rheem® Water Heater Age

STYLE 7

The date of manufacture is coded in the 1st thru 4th digits of the serial number and represent the week and year of production.



Rinnai® Water Heater Age

How to determine the date of production/manufacture or age of **Rinnai®** brand Water Heater Systems.

Water heaters in general have an average estimated useful service life of 10-12 years, though water quality, routine upkeep/maintenance, and location of the water heater will all play critical roles in the longevity of these systems.

The date of production/manufacture or age of Rinnai brand Water Heater equipment can be determined from the serial number located on the rating data plate.

Example serial number styles/formats found:

✓ Style 1: **BL**. CA-051306

✓ Style 2: **04**. **03**-102521

Legend: Year is **RED**; Month is **GREEN**; Week is **BLUE**

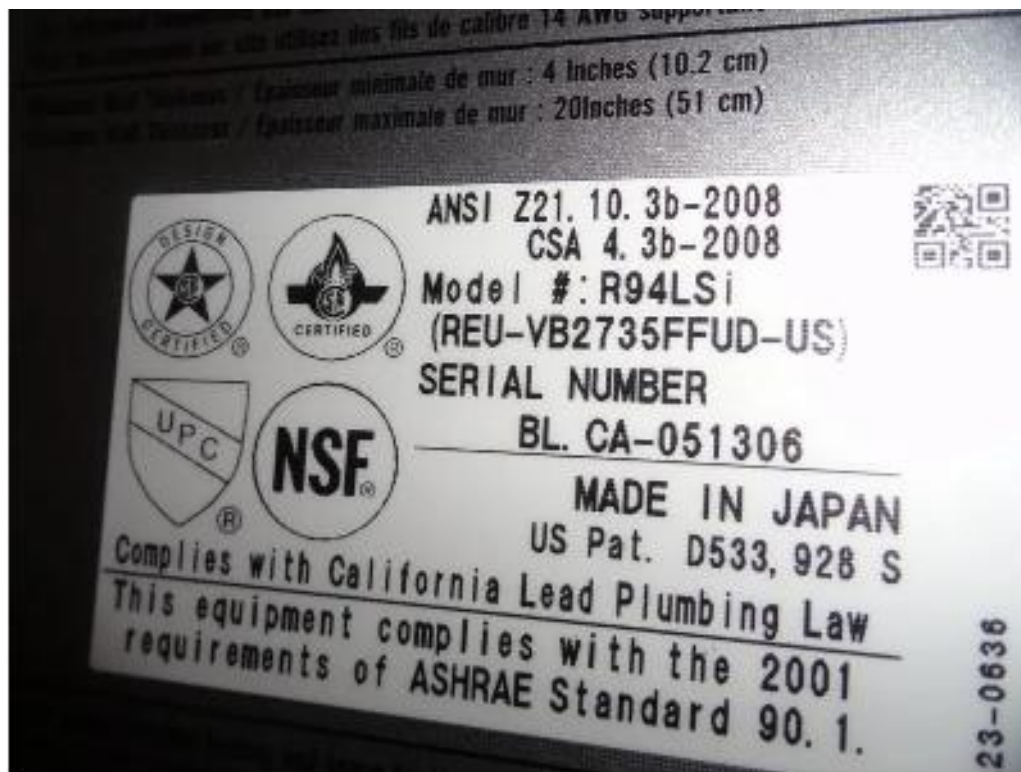
✓ Style 1: **BL**. CA-051306

Year of manufacture can be determined by using the **1st position (letter) of the serial number**

Month of manufacture can be determined by using the **2nd position (letter) of the serial number**

NOTE: This style has been used since 2009

RINNAI®



Production Year Codes:

- A= 2009
- B= 2010
- C= 2011
- D= 2012
- E= 2013
- F= 2014
- G= 2015
- H= 2016
- J= 2017
- K= 2018
- L= 2019
- M= 2020
- N= 2021
- P= 2022
- R= 2023
- S= 2024
- T= 2025
- W= 2026
- X= 2027
- Y= 2028
- Z= 2029

Production Month Codes:

- A= January
- B= February
- C= March
- D= April
- E= May
- F= June
- G= July
- H= August
- J= September
- K= October
- L= November
- M= December

✓ **Style 2: 04. 03-102521**

Year of manufacture can be determined by using the **1st & 2nd positions (before period) of the serial number**

Month of manufacture can be determined by using the **3rd & 4th positions (after period) of the serial number**

NOTE: This style was used prior to 2009



Rinnai® History¹

- **1920** - Company incorporated in Japan
- **1921** - Launches first tankless water heater product
- **1923** - Sales and export include tabletop stoves, ranges, gas ovens, and tankless water heaters
- **1971** - Company changes name from Rinnai Manufacturing Co. Ltd. to Rinnai Corporation
- **1974** - Rinnai America Corporation is established in Los Angeles, CA
- **1987** - Rinnai America moves corporate office to Lagrange, GA
- **1989** - Rinnai direct vent wall furnace is launched
- **1999** - First tankless water heater is sold in North America
- **2001** - North American operations relocate to Peachtree City, GA

- **2001** - First commercial tankless water heaters make their debut
- **2006** - Begins manufacturing OEM tankless units for Bradford White and GE
- **2007** - Unveils hydronic air handler designed to work with tankless water heaters
- **2010** - Rinnai launches at Lowe's retail locations across the U.S.
- **2012** - Begins manufacturing OEM tankless units for Giant
- **2013** - Rinnai launches hybrid tank-tankless water heater
- **2014** - Rinnai Commercial Business unit is formed
- **2018** - Rinnai establishes U.S. manufacturing in Griffin, GA

Superflue® Water Heater Age

✓ *Style 1:* **0331**263882

Style 1: SUPERFLUE® Water Heater
Sample Serial #: 0331263882
Manufactured by GSW®

The 1st four digits
of the serial number represent the year
and week of manufacture.



